



Bishop Beale Duncan
COMMERCIAL REAL ESTATE

WINDERMERE CENTER

12900 Reams Road
Windermere, Florida 34786

NEW CONSTRUCTION RETAIL/MEDICAL SUITES

LAST SPACE AVAILABLE

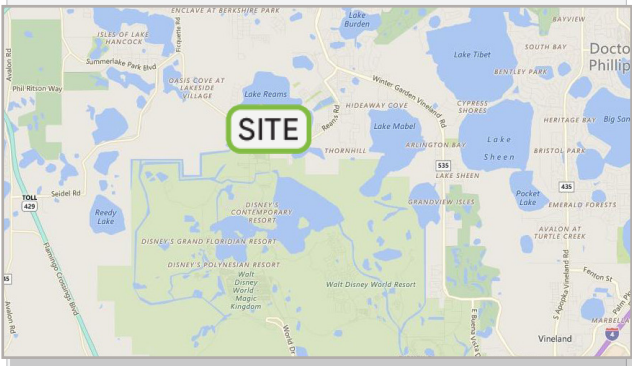


FOR LEASE

- + Inline Rate: \$32 / SF
- + TI Offering: \$40 / SF
(Qualified Tenants)

Highlights

- Located directly across from Walt Disney World's Employee Entrance and in the heart of Windermere's and Horizon's West new residential developments consisting of single family homes, townhomes and luxury apartments
- Offers surrounding residents and employees a convenient destination to fulfill any retail, medical and professional needs
- Building B: 1,390 SF
- C-1 zoning
- 5 / 1,000 parking
- Fascia and monument signage (Reams Rd)



JP BEAULIEU, CCIM, CLS

Director of Retail Services
(407) 734.7201
JP@BBDRE.com

This offer is subject to errors, omissions, prior sale or withdrawal without notice.




BISHOP BEALE DUNCAN

250 N. Orange Ave., Ste. 1500
Orlando, FL 32801 + (407) 426.7702

www.BBDRE.com

Site Plan



Surrounding Developments

Points of Interest

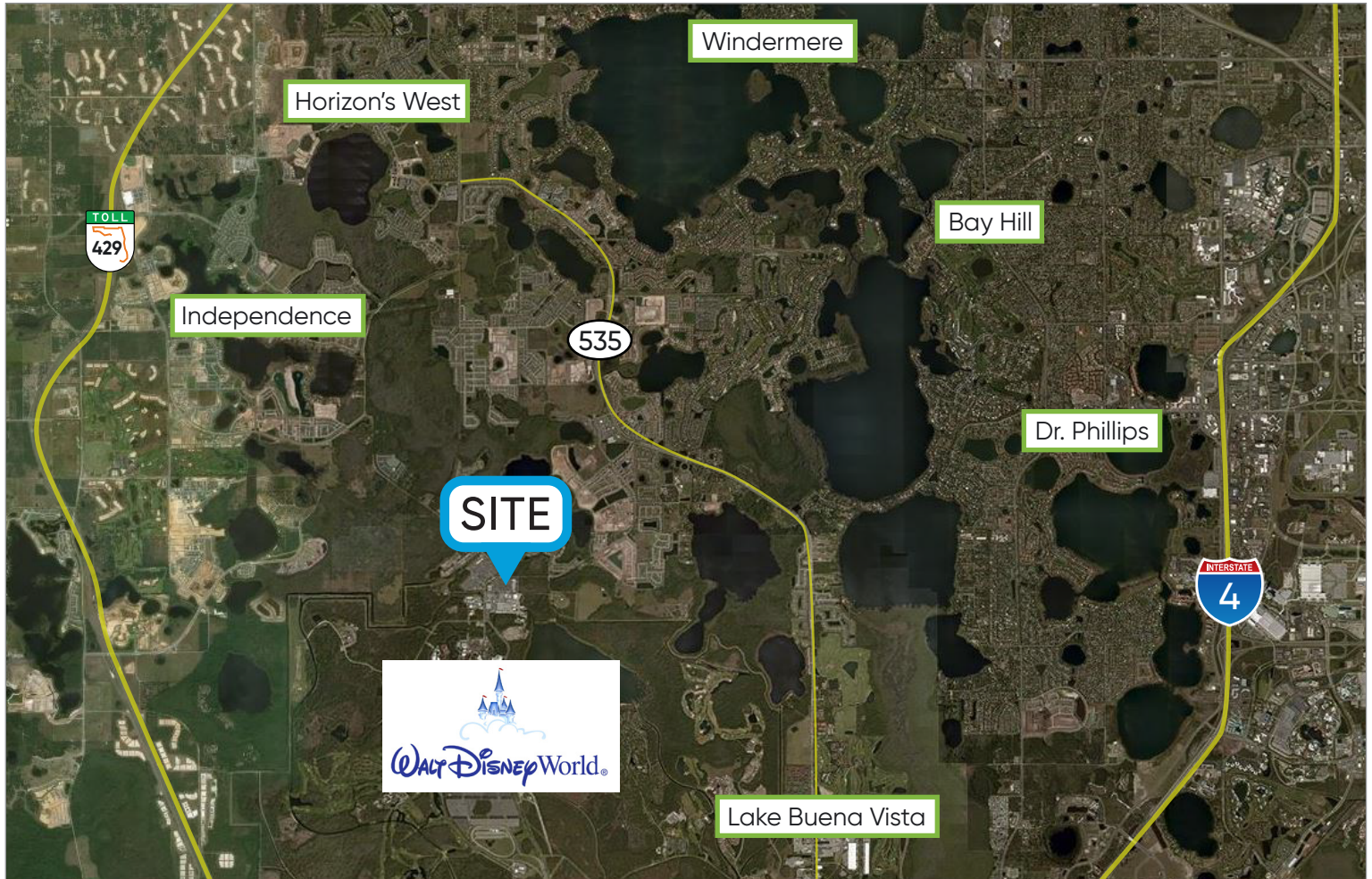
2,720 Residences within 1 mile of the site

4,358 Parking Spaces directly across from the site

Situated between newly constructed 7-Eleven and Self Storage

Across from Walt Disney World's Employee Entrance

Located amongst an upper-demographic residential homes



Images & Demographics



Drive Time	Population	Median Age	Average HH Income	Employees
5-Minute	15,292	35.9	\$81,023	2,519
10-Minute	44,792	35.8	\$95,995	8,851
15-Minute	58,762	35.8	\$100,582	21,505

